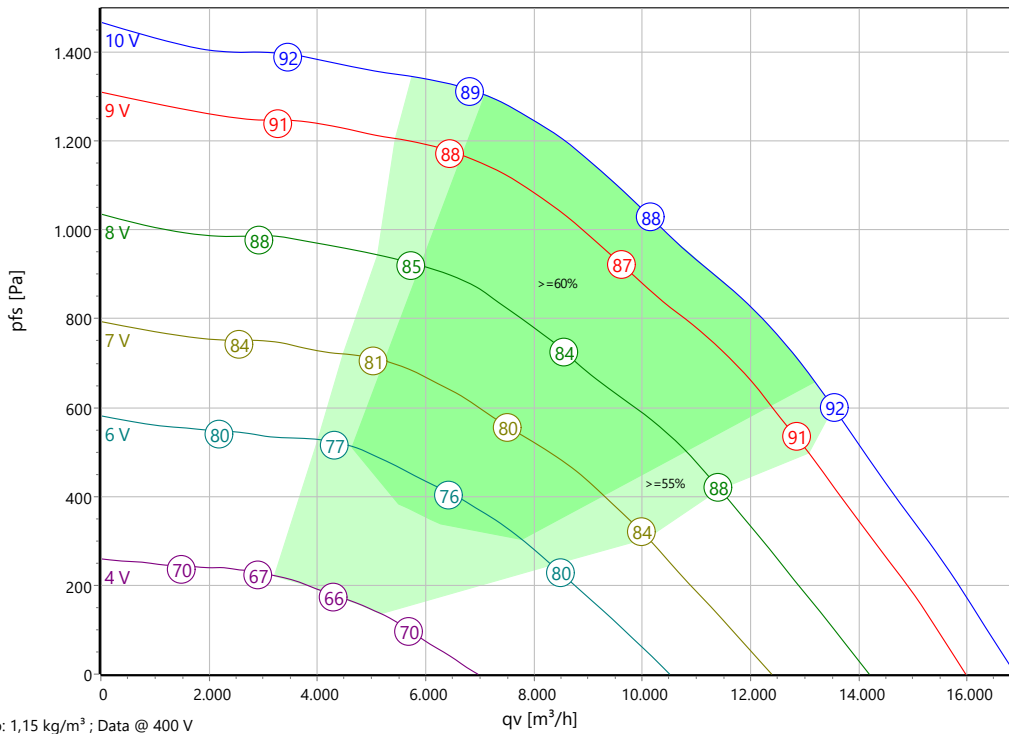




Type: **GKHM 560-CIG.160.6IF IE Gen3**
Module
Part no.: N88-56603



Curve:



ErP-Data:

(EU) Nr. 327/2011 (Lot11)		
q _v	9389	m ³ /h
P _{fs}	1117	Pa
η _{fs}	68,6	%
P _{ed}	4,48	kW
n	1850	r/min
N	72	N
v	7,903	m/s

Nominal Data:

U [V]	f [Hz]	Data @ [V]	P _{ed} [kW]	I _N [A]	n _N [r/min]	t _R [°C]	k ₁₀ [m ² /h]	Eff.-Rating	IP	m [kg]
3~380-480	50/60	400	4,48	7,1	1850	-25 .. +40	234	IE5	IP 54	69
		460		6,1						

Sound Data:

Frequency	Σ	63Hz	125Hz	250Hz	500Hz	1kHz	2kHz	4kHz	8kHz	Distances	1 m	6 m
LwA(A,in) [dB(A)]	-5	-35	-19	-4	-5	-10	-11	-12	-15	LpA(A,in) [dB(A)]	-12	-24
LwA(A,out) [dB(A)]		-35	-17	-6	-6	-5	-10	-14	-17	LpA(A,out) [dB(A)]	-7	-19

combination, motor load and number of operation.
Please note during project planning (e.g. for condenser units in refrigeration circuits)!



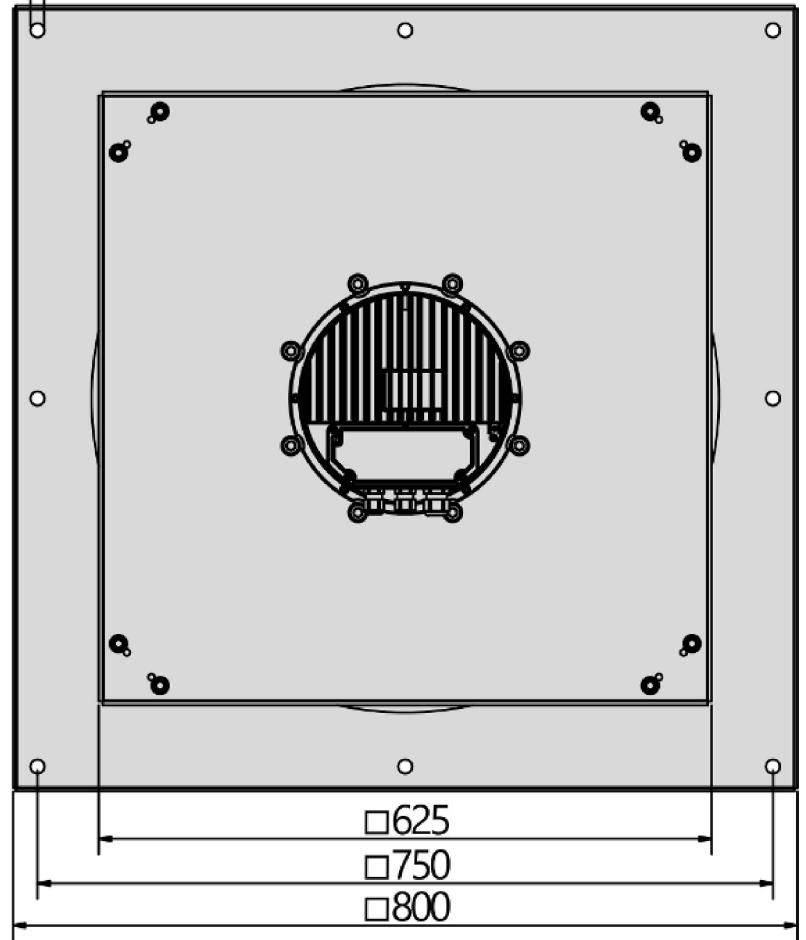
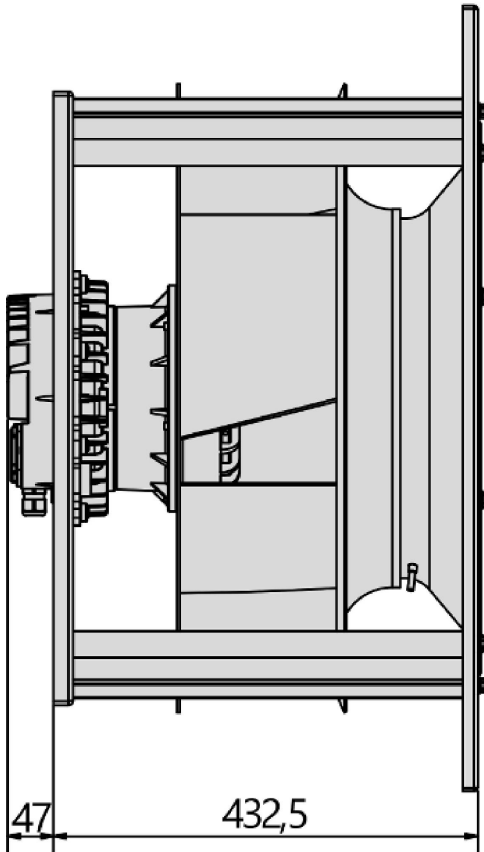
Type: **GKHM 560-CIG.160.6IF IE Gen3**

Module

Part no.: N88-56603



Ø14

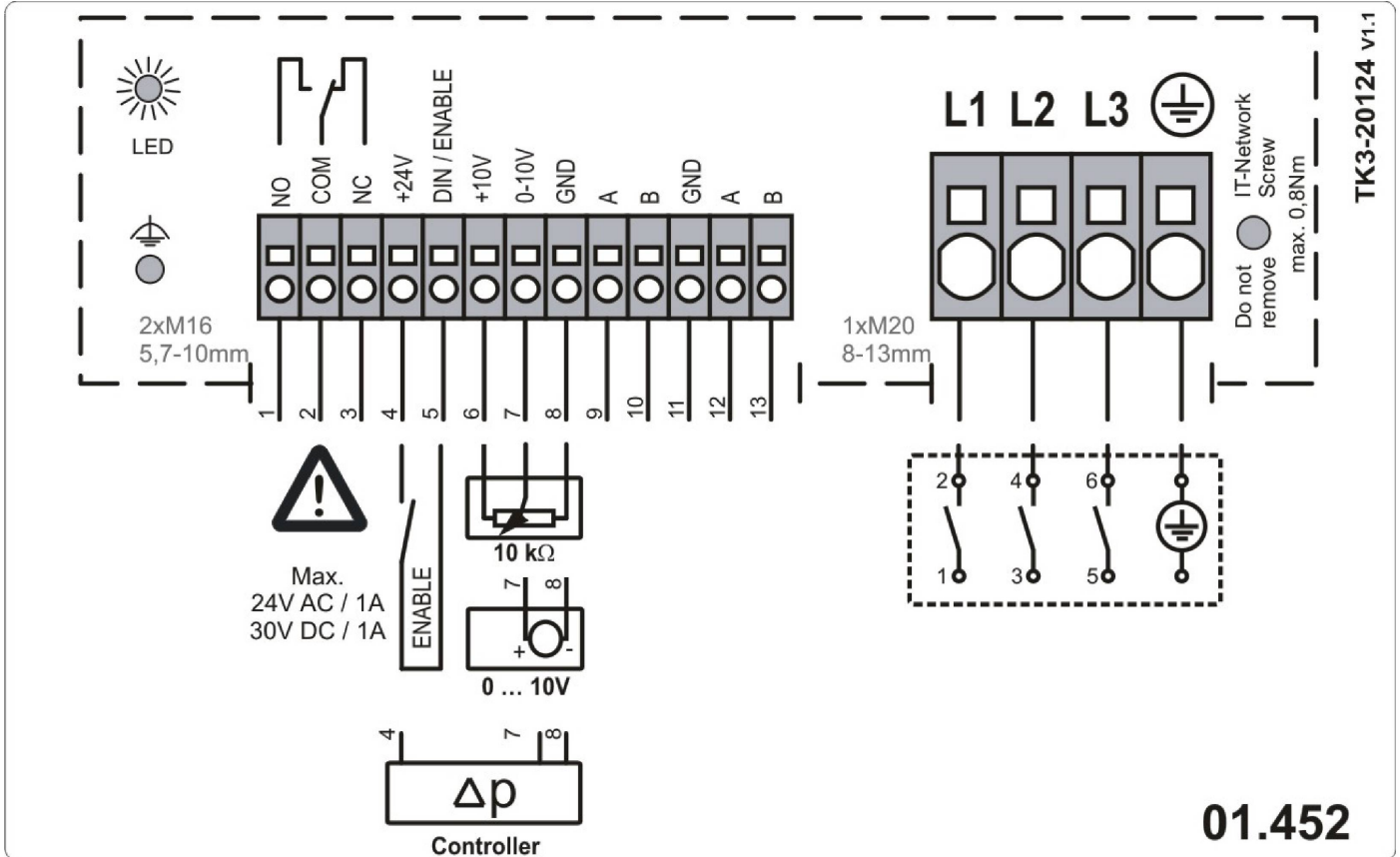




Type: **GKHM 560-CIG.160.6IF IE Gen3**

Module

Part no.: N88-56603



EC-Plug Fan

with backward curved impeller

Impeller made of steel metal sheet, coated in quartz grey (RAL7039), with 6 backward curved, profiled blades and efficiency optimized circumferential diffuser. Sound optimized. Pressure orientated behaviour. Fluidic optimized inlet cone made of galvanised sheet steel. Air Flow measuring equipment with one pressure connection. Compact, weight optimized Fan Module. Includes motor, impeller, cone, motor and cone wear plate made out of galvanized steel sheet metal and aluminum retaining profiles. Plug & Play. Extra coating on request. Mounting either with horizontal or vertical motor shaft. Motorized Impeller statically and dynamically balanced according to DIN ISO 21940 -11 at least with quality level G6.3. Energy saving EC external -rotor motor of the 3rd generation. Exceeds in accordance with IEC 60034-30-2 minimum requirements for IE5 (Ultra Premium Efficiency). Maintenance free ball bearings, closed on both sides with long-term lubrication. Magnets without rare earth elements. Motor made of die casted aluminum. Protection Class IP54 and insulation class F. Electronic with integrated terminal box and environmental resistant cable glands (2x M16 and 1x M20). Status LED integrated. 100% speed controllable with integrated Motor Protection and Soft Start. ModBus RTU Interface integrated. Busconfiguration possible on site by customer. Potential -free Alarm Contact and integrated 24V Supply for accessories. Applicable in all common energy grids and IT -Network. Low noise commutation.

Fan complies with the guidelines required (Machinery -, EMC- and Low Voltage Directive) to comply with installation and conformity declaration as well as CE marking. Standard version with UL motor approval.

Nominal Data:

Voltage

3~380-480 V

Frequency

50/60 Hz

Input power

4,48 kW

Current

7,1 / 6,1 A

Speed

1850 r/min

Medium temperature

40 °C

Protection Mode

IP 54

Efficiency Class

IE5

K-Factor

234

Weight

69 kg

Dimensions

800 mm / 800 mm / 479,5 mm

Contact:

Rosenberg Ventilatoren BV

Elandlaan 8

NL - 3734 CP Den Dolder

www.rosenberg.nl

Type:

GKHM 560-CIG.160.6IF IE Gen3

Article-No.:

N88-56603
